







































Share this technical overview with designers and outside vendors who will be using our logo and other visual elements. Refer to this to help you decide which logo to use or how to label a file. Also, please see page 14.

Preferred gradient logos for print	Alternate flat logos for print	Screen													
<p>Use the preferred full-color (CMYK) version whenever possible.</p>	<p>Use the 2-color version when a simplified mark is required for PANTONE® printing, silk screen, embroidery, or for premium items.</p>	<p>Use the 1-color black version for black-and-white applications or for premium items.</p> <p>Use the white version for printing on bold, single-color backgrounds or for premium items.</p>													
<p> Preferred CMYK</p> <p>Composed of Cyan, Magenta, Yellow, and Black</p> <div style="display: flex; justify-content: space-around;"> <div style="text-align: center;">               ymca_grn_cmyk.eps         </div> <div style="text-align: center;">               ymca_blu_cmyk.eps         </div> <div style="text-align: center;">               ymca_prpl_cmyk.eps         </div> </div> <div style="display: flex; justify-content: space-around; margin-top: 20px;"> <div style="text-align: center;">               ymca_red_cmyk.eps         </div> <div style="text-align: center;">               ymca_orng_cmyk.eps         </div> </div>	<p> Alternate 2-color PMS</p> <p>Green: PMS 3268 Blue: PMS Process Cyan C, Purple: PMS 2415 C, Red: PMS 485 C, Orange: PMS 137 C</p> <div style="display: flex; justify-content: space-around;"> <div style="text-align: center;">               ymca_grn_2pms.eps         </div> <div style="text-align: center;">               ymca_blu_2pms.eps         </div> <div style="text-align: center;">               ymca_prpl_2pms.eps         </div> </div> <div style="display: flex; justify-content: space-around; margin-top: 20px;"> <div style="text-align: center;">               ymca_red_2pms.eps         </div> <div style="text-align: center;">               ymca_orng_2pms.eps         </div> </div>	<p> Alternate 1-color</p> <div style="text-align: center; margin-top: 20px;">               ymca_blk.eps         </div> <div style="background-color: black; width: 100%; height: 100%; display: flex; align-items: center; justify-content: center; margin-top: 20px;">               ymca_wht.eps         </div>													
<p><b>File nomenclature</b></p> <table border="1" style="width: 100%; border-collapse: collapse;"> <tr> <td style="width: 25%; text-align: center;"> <div style="border: 1px solid black; padding: 5px; display: inline-block;">ymca</div> </td> <td style="width: 25%; text-align: center;"> <div style="border: 1px solid black; padding: 5px; display: inline-block;">grn</div> </td> <td style="width: 25%; text-align: center;"> <div style="border: 1px solid black; padding: 5px; display: inline-block;">cmyk</div> </td> <td style="width: 25%; text-align: center;"> <div style="border: 1px solid black; padding: 5px; display: inline-block;">.eps</div> </td> </tr> <tr> <td style="font-size: small;">Identifier</td> <td style="font-size: small;">Color Variation</td> <td style="font-size: small;">Color Mode</td> <td style="font-size: small;">Format</td> </tr> <tr> <td></td> <td>                     grn green                      blu blue                      prpl purple                      red red                      orng orange                 </td> <td>  cmyk     blk   2pms     wht   rgb                 </td> <td>                     .eps vector file for print                      .tif raster file for print                      .gif RGB for Web                      .jpg RGB for screen                      .png RGB for screen                 </td> </tr> </table>	<div style="border: 1px solid black; padding: 5px; display: inline-block;">ymca</div>	<div style="border: 1px solid black; padding: 5px; display: inline-block;">grn</div>	<div style="border: 1px solid black; padding: 5px; display: inline-block;">cmyk</div>	<div style="border: 1px solid black; padding: 5px; display: inline-block;">.eps</div>	Identifier	Color Variation	Color Mode	Format		grn green blu blue prpl purple red red orng orange	 cmyk  blk  2pms  wht  rgb	.eps vector file for print .tif raster file for print .gif RGB for Web .jpg RGB for screen .png RGB for screen	<p><b>Clear space</b></p> <div style="text-align: center;">  </div> <p>The minimum clear space around our logo is equal to the full height of the word "the" in the logo.</p>	<p><b>Minimum size</b></p> <div style="text-align: center;">  0.25"         </div> <p>The logo can be scaled down to a minimum size of 0.25". Always maintain the logo's aspect ratio when scaling.</p>	<p><b>Screen</b></p> <p>Use the full-color gradient (RGB) version of the artwork for screen and digital applications.</p> <p>Available in .eps, .png, and .jpg formats.</p> <p> Primary RGB/Screen</p> <p>Do not reproduce in other colors.</p> <div style="display: flex; flex-direction: column; align-items: center;"> <div style="text-align: center; margin-bottom: 10px;">               ymca_grn_rgb.eps         </div> <div style="text-align: center; margin-bottom: 10px;">               ymca_blu_rgb.eps         </div> <div style="text-align: center; margin-bottom: 10px;">               ymca_prpl_rgb.eps         </div> <div style="text-align: center; margin-bottom: 10px;">               ymca_red_rgb.eps         </div> <div style="text-align: center;">               ymca_orng_rgb.eps         </div> </div>
<div style="border: 1px solid black; padding: 5px; display: inline-block;">ymca</div>	<div style="border: 1px solid black; padding: 5px; display: inline-block;">grn</div>	<div style="border: 1px solid black; padding: 5px; display: inline-block;">cmyk</div>	<div style="border: 1px solid black; padding: 5px; display: inline-block;">.eps</div>												
Identifier	Color Variation	Color Mode	Format												
	grn green blu blue prpl purple red red orng orange	 cmyk  blk  2pms  wht  rgb	.eps vector file for print .tif raster file for print .gif RGB for Web .jpg RGB for screen .png RGB for screen												

## COLOR USAGE

We have an official color palette to represent our organization. The use of color helps us express that we are as vibrant as the communities we serve, and it is important to be consistent and **use only the colors that we've chosen as part of our brand**. They are identified below.

### White space

White is the canvas for all our basic elements, such as color and imagery.

### Main palette


Our official color palette is made of five color families that correspond to the colors of our logo. Each family supports a specific logo version (multiple colors may be used on the inside of a printed piece). These combinations can be seen on page 14.

PANTONE® (PMS) colors should only be used for applications where it is not possible to use the CMYK and RGB colors. If you must apply PMS colors, you will need to use the 2-color version of the logo.

### Gray and black

Gray and black are used for body text within documents and electronic media. The logo may appear in black under certain circumstances (see page 14). Gray **may not** be used for the logo.

### Chart Guide


Shade	
Color	
CMYK	
RGB	
Hexadecimal	
Pantone	

## ELEMENTS OF OUR IDENTITY

the Y

BRINGING OUR BRAND TO LIFE



### White space



### Main palette

	Light	Medium	Dark
Green	 C 70 M 0 Y 30 K 0 R 32 G 189 B 190 #20bdbe PMS 7472 C	 C 95 M 0 Y 55 K 0 R 1 G 164 B 144 #01a490 PMS 3268 C	 C 100 M 55 Y 65 K 0 R 0 G 107 B 107 #006b6b PMS 3298 C
Blue	 C 100 M 0 Y 0 K 0 R 0 G 174 B 239 #00aeef PMS Process Cyan C	 C 100 M 30 Y 0 K 0 R 0 G 137 B 208 #0089d0 PMS 3005 C	 C 100 M 65 Y 0 K 0 R 0 G 96 B 175 #0060af PMS 661 C
Purple	 C 20 M 100 Y 0 K 0 R 198 G 22 B 141 #c6168d PMS 233 C	 C 50 M 100 Y 0 K 0 R 146 G 39 B 143 #92278f PMS 2415 C	 C 80 M 100 Y 0 K 0 R 92 G 46 B 145 #5c2e91 PMS 268 C
Red	 C 0 M 80 Y 100 K 0 R 241 G 89 B 43 #f15922 PMS 166 C	 C 0 M 100 Y 100 K 0 R 237 G 28 B 36 #ed1c24 PMS 485 C	 C 39 M 100 Y 100 K 0 R 169 G 43 B 49 #a92b31 PMS 1807 C
Orange	 C 0 M 35 Y 100 K 0 R 252 G 175 B 23 #fcf17 PMS 137 C	 C 0 M 65 Y 100 K 0 R 244 G 121 B 32 #f47920 PMS 152 C	 C 10 M 80 Y 100 K 0 R 221 G 88 B 40 #dd5828 PMS 173 C

### Gray and Black

 C 0 M 0 Y 0 K 75 R 99 G 100 B 102 #636466 PMS Cool Gray 11 C
 C 0 M 0 Y 0 K 100 R 35 G 31 B 32 #231f20 PMS Process Black C